

Antibacterial activity of Catechin-micelle®

Antibacterial activity against *Staphylococcus aureus*

	Time after inoculation				
	0hr	1hr	2hr	4hr	24hr
Sample1	TNTC	6.2×10^3	3.8×10^2	0	0
Sample2	TNTC	TNTC	TNTC	TNTC	TNTC

* TNTC : Too numerous to count (our standard: $>10^5$)

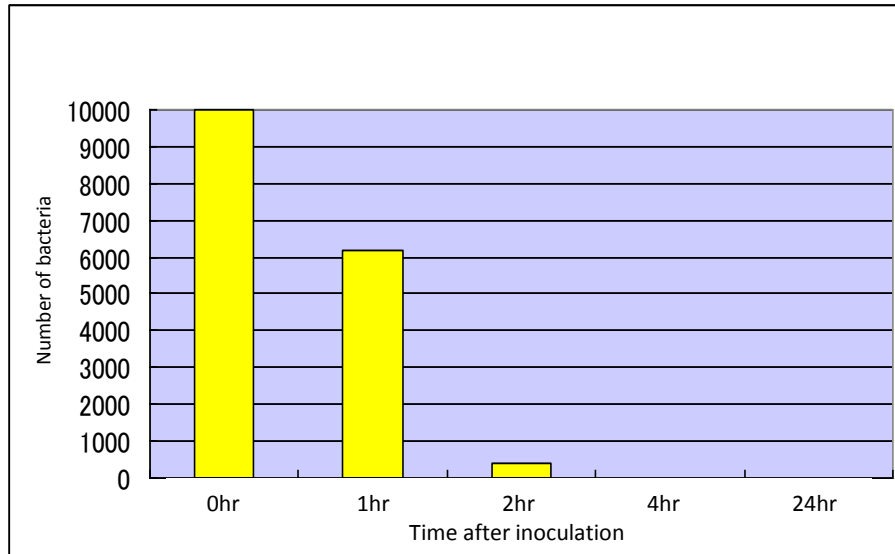


Fig. 1 Reduction rate of *Staphylococcus aureus* in a solution containing Catechin-micelle® at 500 ppm

Sample 1 : with 500 ppm Catechin-micelle®
Sample 2 : with medium-chain fatty acid alone

Antibacterial activity against *Pseudomonas pyocyaneum*

	Time after inoculation				
	0hr	1hr	2hr	4hr	24hr
Sample1	TNTC	9.0×10^1	1.0×10^1	0	0
Sample2	TNTC	TNTC	TNTC	TNTC	TNTC

* TNTC : Too numerous to count (our standard: $>10^5$)

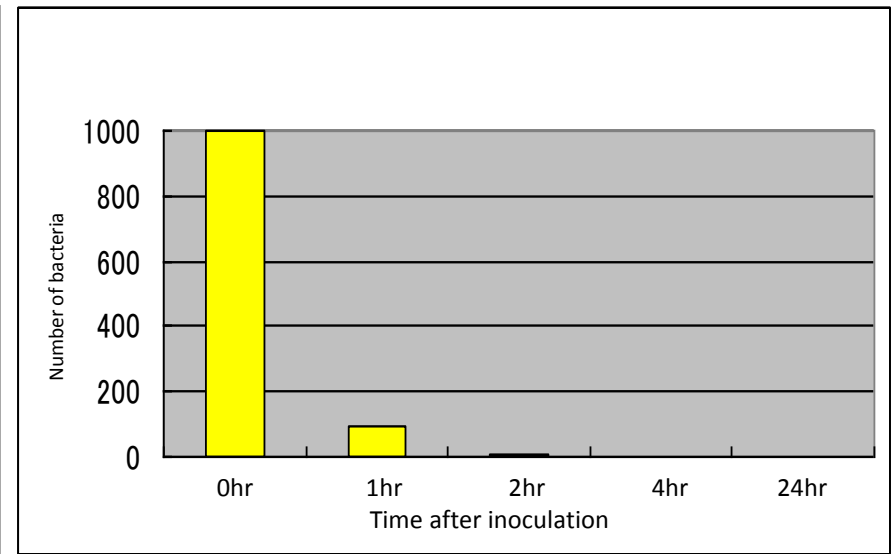
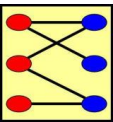



Fig. 2 Reduction rate of *Pseudomonas pyocyaneum* in a solution containing Catechin-micelle® at 500 ppm

Sample 1 : with 500 ppm Catechin-micelle®
Sample 2 : with medium-chain fatty acid alone



Dispersion pattern of “Catechin-micelle[®]” after processing

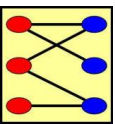


Oil-soluble catechin
(Catechin-micelle)

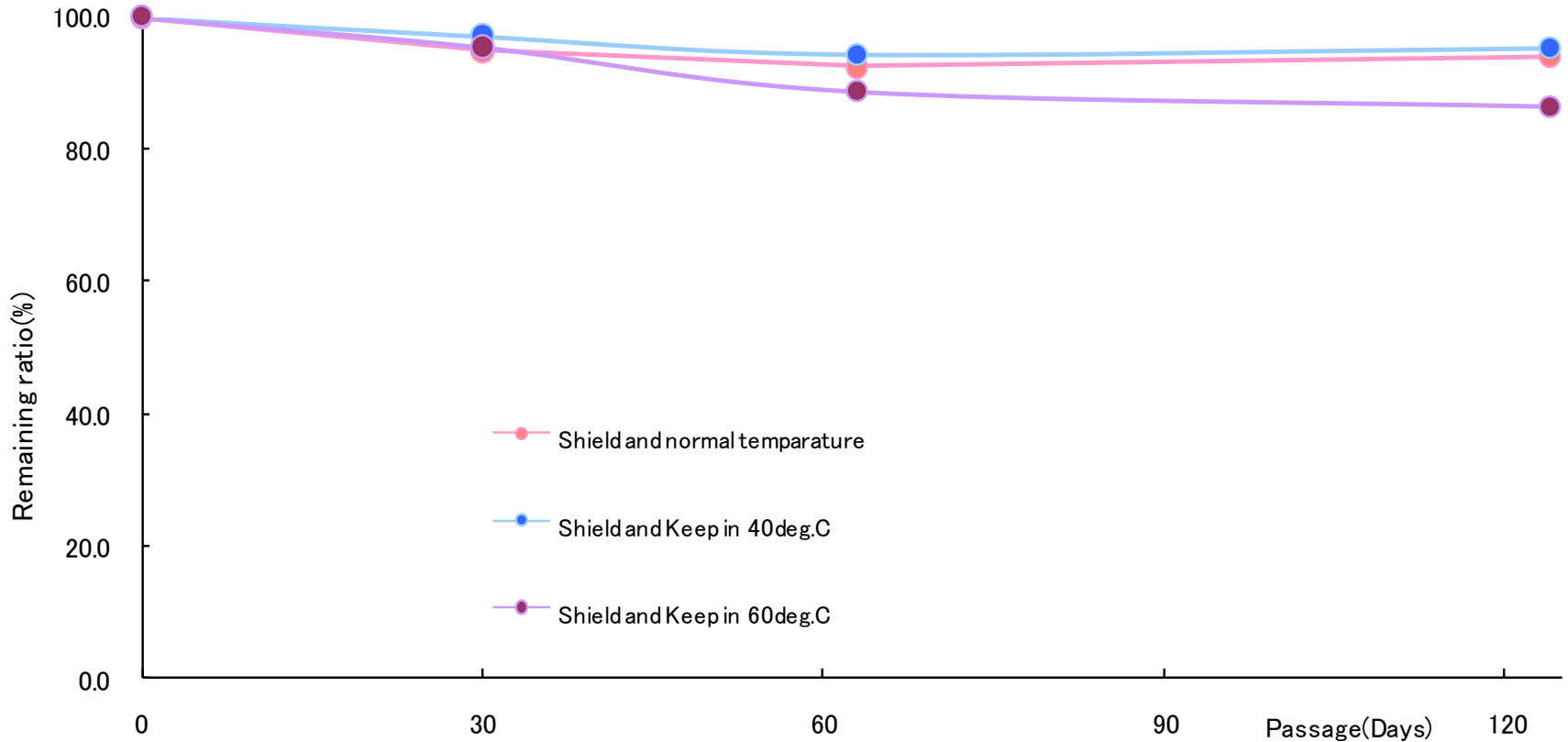


Water-soluble catechin
(catechin drop)

Both forms coexist and are uniformly dispersed.



Stability of Catechin-micelle®



concentration of EGCg at Initial : 500ppm

Catechin-micelle still has very high stability at high temperature.

